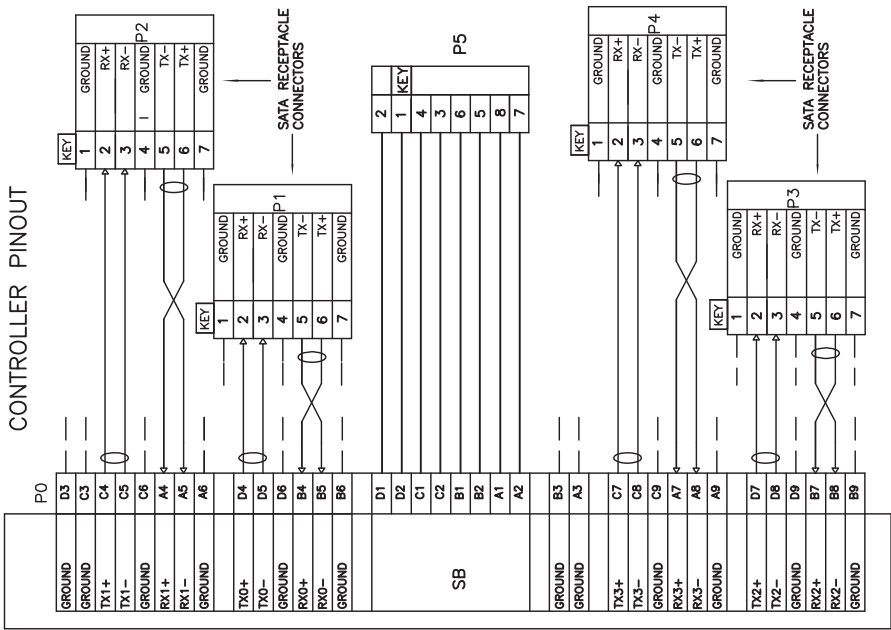
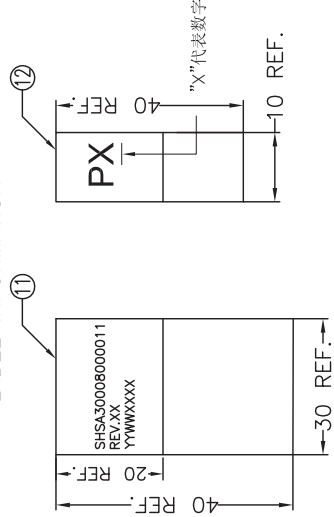


A B C D

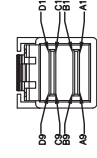
WIRING TABLE
CONTROLLER PINOUT



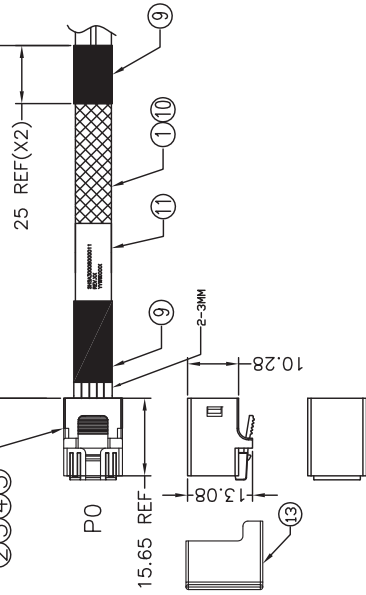
LABEL INFORMATION



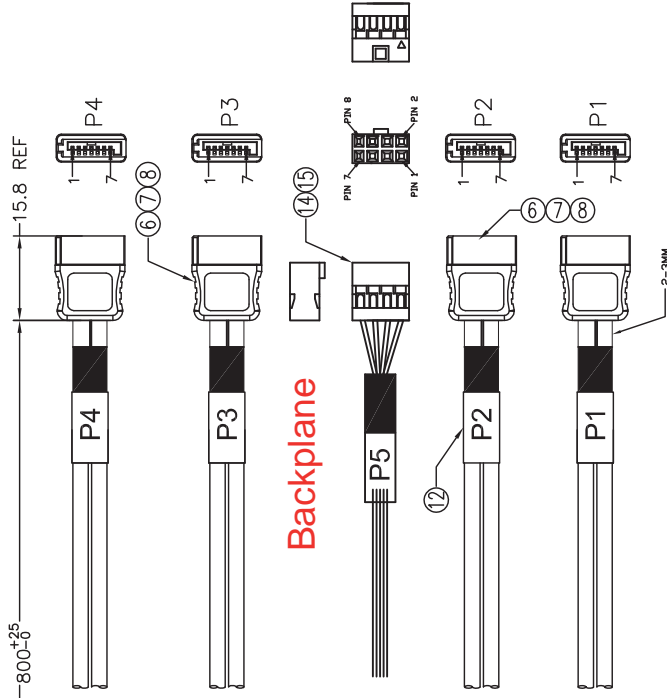
PIN ASSIGNMENT ZOOM VIEW



Controller



Backplane



S/N	DESCRIPTION	PN	Q'TY
1	SAS CABLE 30AWG, DERAN, FOIL COLOR SILVER	CAB-MSI-D-30WN	A/R
2	PCB FOR INT. MINI SAS HD, 4L, FR-4, AU30u", A&B SIDE	P-HSI2830-01	1
3	PCB FOR INT. MINI SAS HD, 4L, FR-4, AU30u", C&D SIDE	P-HSI2830-02	1
4	INNER MOLDING FOR SFF-8643, PVC, BLACK	P-HSIPV-0001	1
5	HOUSING FOR SFF-8643, ABS, BLACK	P-HSNAB-0012	1
6	SATA 7P FEMALE, G/F SOLDERED TYPE, W/O LATCH	PBQ-023BB-A1-1	4
7	S-ATA 7P 180° STR OVER MOLDING, 45P PVC, BLACK	P-SATPV-0002	4
8	INNER MOLDING FOR SATA 7P, PE, BLACK	P-SATPE-0003	1
9	ACETATE TAPE, 25MM, BLACK	O-AT-S-0004	A/R
10	PLASTIC BRAID SLEEVE, Ø8.0MM, PET, BLACK	O-NB-S-0004	A/R
11	LABEL FOR SFF-8643, 60*30MM(REF)	L-04-S-0002	1
12	LABEL, 10*40MM, WRAPPING AROUND, X=0/1/2/3/4	L-04-S-0003	4
13	HD SAS INT. DUST COVER, PE	P-HSIPE-0003	1
14	COMMON PLUG, 8PIN, DOUBLE ROW, 2.0PITCH, BLACK	P-DPCPB-0002	1
15	COMMON TERMINAL, LENGTH 6.3MM, FIT WITH 2.0 SERIES HSG	M-DPCBRIN-02	8

MATERIAL RoHS COMPLIANT:

1. CABLE : CONDUCTOR: 30AWG SOLIDER TINNED COPPER
INSULATION: HDPE
2. PCB: FR-4
3. THIS PRODUCT CONFORMS TO THE MECHANICAL DIMENSIONING REQUIREMENTS OF SFF-8643
4. ELECTRICAL TEST PLS REFER TO STANDARD ES-004
5. THIS PRODUCT MEETS SAS 2.1

SANDER COMPUTER SYSTEMS GM BH
 Müllersbaum 18 • 51959 Burscheid-Hilgen
 Telefon 02174/676-0 • Telefax 02174/676-51 bis 54
 E-Mail: scs@scsgmbh.de • www.scsgmbh.de

REV.	ECR No.	RELEASE FOR PRODUCTION	DATE	BY	DATE
X2			02/25/15		02/25/15
X1			02/25/15		02/25/15

TOLERANCE UNLESS OTHERWISE SPECIFIED
 .XX ± .005
 X ± .02
 X ± .3
 FRACT ± 1/32"
 ANGULAR ± 1/2°

ITEM DESCRIPTION
 Int. mSAS HD 36P TO SATA 7P x 4
 W/SB 30AWG 80CM CABLE
 ASSEMBLY, 6GDbps

ROHS COMPLIANT:
 YES
 MODEL FILE N/A

PART NO.
 SHSA30008000011

DRAWING NO.
 SHSA30008000011

4 3 2 1